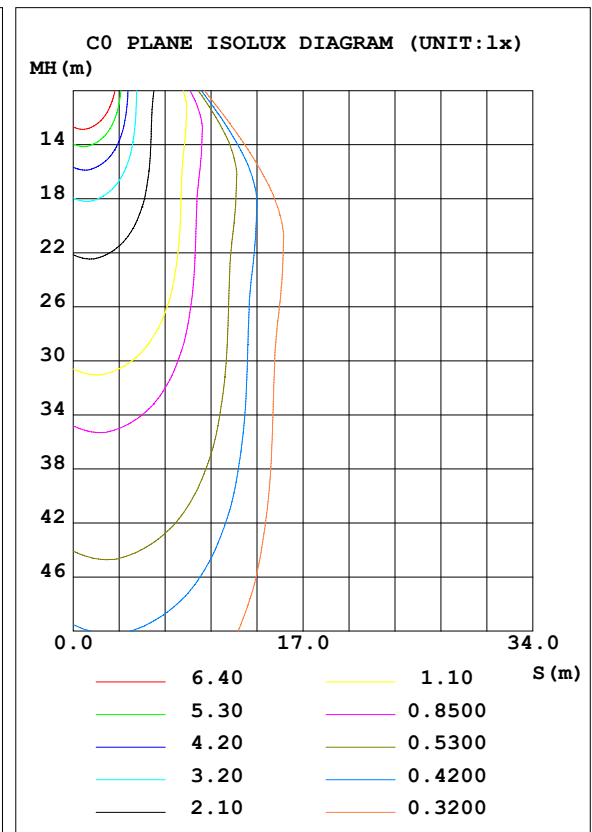
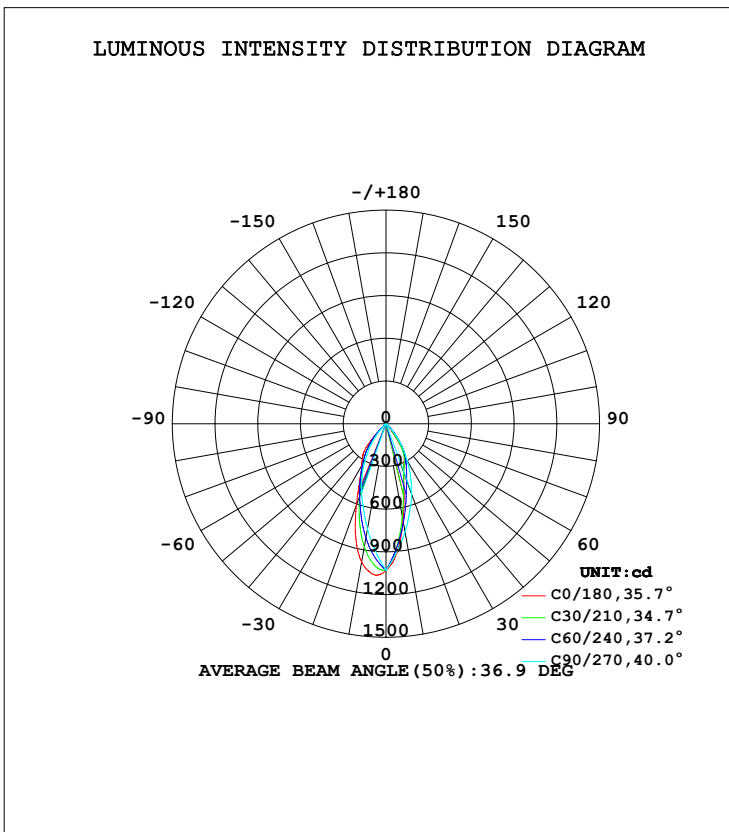


LUMINAIRE PHOTOMETRIC TEST REPORT

NAME: Arya Double Heads-16W-35D-3000K-80	TYPE:	WEIGHT:
DIM.:	SPEC.:	SERIAL No.:
MFR.: DOBAC	SUR.:	PROTECTION ANGLE:

DATA OF LAMP		PHOTOMETRIC DATA Eff: 79.43 lm/W			
MODEL	Arya Double Heads-16W-35D-3000K-80	I _{max} (cd)	1066	S/MH (C0/180)	0.72
NOMINAL POWER (W)	8	LOR (%)	100.0	S/MH (C90/270)	0.59
RATED VOLTAGE (V)	220	TOTAL FLUX (lm)	609.24	η UP, DN (C0-180)	0.0, 50.0
NOMINAL FLUX (lm)	609.237	CIE CLASS	DIRECT	η UP, DN (C180-360)	0.0, 50.0
LAMPS INSIDE	1	η up (%)	0.0	CIBSE SHR NOM	0.50
TEST VOLTAGE (V)	220.4	η down (%)	100.0	CIBSE SHR MAX	0.60



C Range: 0 - 360DEG
 C Interval: 5.0DEG
 Test Speed: HIGH
 Temperature: 25.3DEG
 Operators: DOBAC
 Test Date: 2017-11-04

γ Range: 0 - 90DEG
 γ Interval: 0.5DEG
 Test System: EVERFINE GO-2000B_V1 SYSTEM V1.0.260
 Humidity: 65.0%
 Test Distance: 6.960m [K=1.0000]
 Remarks: Single Head

ZONAL FLUX DIAGRAM

ZONAL FLUX DIAGRAM:

γ	C0	C45	C90	C135	C180	C225	C270	C315	γ	Φ zone	Φ total	lum,lamp
5	1060	963.2	891.0	861.1	905.3	866.3	900.9	970.7	0- 5	23.03	23.03	3.78,3.78
10	986.2	842.3	751.7	670.2	691.4	677.4	771.5	855.9	5- 10	60.28	83.31	13.7,13.7
15	823.1	693.6	612.4	499.9	488.9	505.4	642.2	710.3	10- 15	81.78	165.1	27.1,27.1
20	610.0	535.9	503.9	381.4	363.5	384.8	526.3	550.7	15- 20	89.17	254.3	41.7,41.7
25	435.1	414.8	395.4	309.5	302.8	310.0	410.5	426.4	20- 25	88.55	342.8	56.3,56.3
30	342.2	328.2	286.9	238.3	258.1	234.3	294.6	337.8	25- 30	83.95	426.8	70,70
35	286.2	259.4	196.1	144.8	139.5	134.0	200.8	268.5	30- 35	74.21	501.0	82.2,82.2
40	219.2	179.1	105.2	44.01	15.25	30.28	107.1	192.4	35- 40	53.74	554.7	91,91
45	58.93	89.33	14.38	13.31	9.905	12.16	13.28	100.7	40- 45	27.94	582.6	95.6,95.6
50	10.15	29.85	12.36	10.47	9.446	9.533	11.52	35.70	45- 50	8.598	591.2	97,97
55	9.693	9.414	10.34	9.025	8.586	8.758	9.764	9.577	50- 55	4.424	595.7	97.8,97.8
60	8.988	8.302	8.323	7.837	7.146	7.347	8.005	8.149	55- 60	3.970	599.6	98.4,98.4
65	7.542	7.073	6.577	6.651	5.804	5.941	6.260	6.623	60- 65	3.543	603.2	99,99
70	6.019	5.469	4.831	5.011	4.458	4.223	4.514	4.907	65- 70	2.897	606.1	99.5,99.5
75	4.820	3.387	3.085	2.720	1.135	2.064	2.769	2.886	70- 75	2.028	608.1	99.8,99.8
80	2.067	1.247	0	0.6070	0.1459	0.1818	0	0.8888	75- 80	0.9688	609.1	100,100
85	0.2409	0	0	0	0.0253	0	0	0	80- 85	0.1529	609.2	100,100
90	0	0	0	0	0	0	0	0	85- 90	0.0155	609.2	100,100
95									90- 95			
100									95-100			
105									100-105			
110									105-110			
115									110-115			
120									115-120			
125									120-125			
130									125-130			
135									130-135			
140									135-140			
145									140-145			
150									145-150			
155									150-155			
160									155-160			
165									160-165			
170									165-170			
175									170-175			
180									175-180			
DEG	LUMINOUS INTENSITY:cd								UNIT:lm			

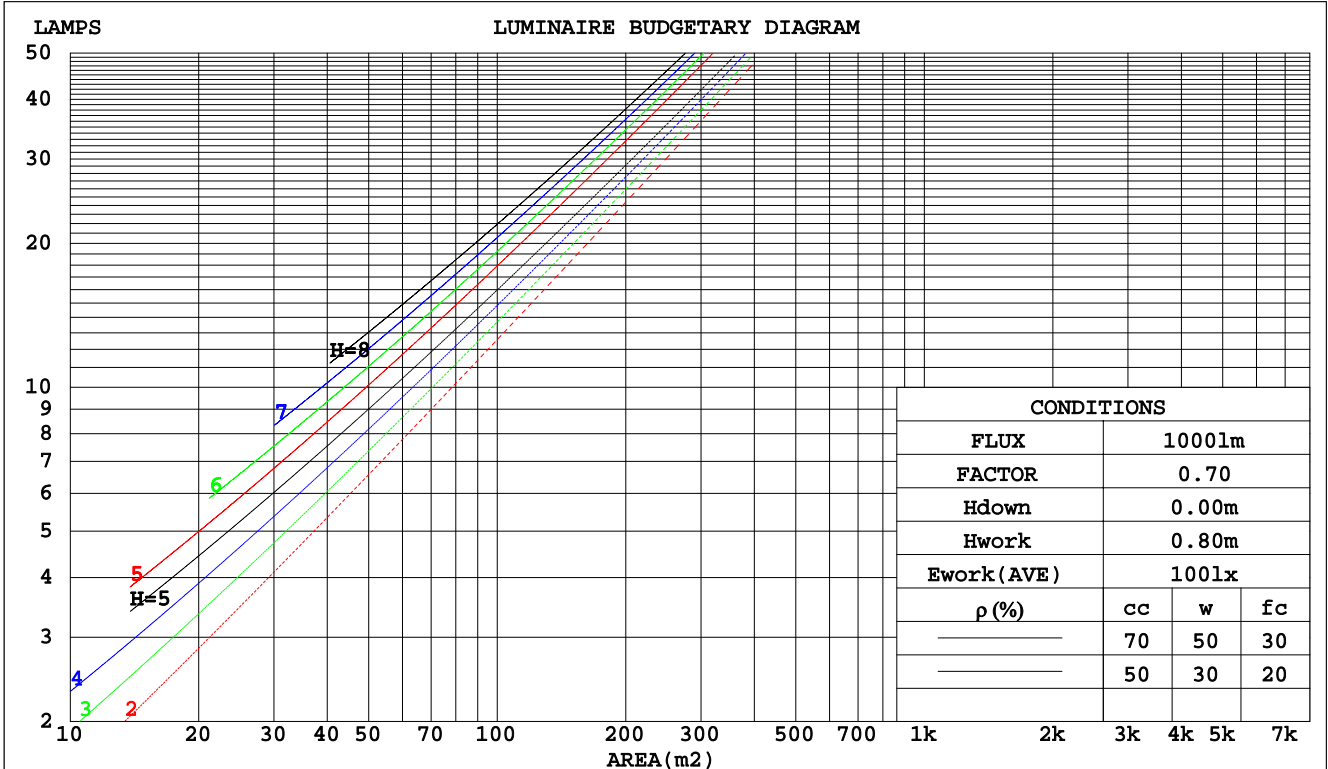
C Range: 0 - 360DEG
C Interval: 5.0DEG
Test Speed: HIGH
Temperature:25.3DEG
Operators:DOBAC
Test Date:2017-11-04

γ Range: 0 - 90DEG
γ Interval: 0.5DEG
Test System:EVERFINE GO-2000B_V1 SYSTEM V1.0.260
Humidity:65.0%
Test Distance:6.960m [K=1.0000]
Remarks: Single Head

CU AND LUMINAIRE BUDGETARY ESTIMATE DIAGRAM

NAME: Arya Double Heads-16W-35D-3000K-80	TYPE:	WEIGHT:
DIM.:	SPEC.:	SERIAL No.:
MFR.: DOBAC	SUR.:	PROTECTION ANGLE:

pcc	80%			70%			50%			30%			10%			0
	50%	30%	10%	50%	30%	10%	50%	30%	10%	50%	30%	10%	50%	30%	10%	0
pw																0
pfc	20%			20%			20%			20%			20%			0
RCR	RCR:Room Cavity Ratio															
	Coefficients of Utilization(CU)															
0.0	1.19	1.19	1.19	1.16	1.16	1.16	1.11	1.11	1.11	1.06	1.06	1.06	1.02	1.02	1.02	.00
1.0	1.11	1.08	1.06	1.09	1.06	1.04	1.04	1.03	1.01	1.01	.99	.98	.97	.96	.95	.93
2.0	1.03	.99	.96	1.01	.98	.94	.98	.95	.92	.95	.93	.90	.92	.90	.89	.87
3.0	.96	.91	.87	.95	.90	.86	.92	.88	.85	.90	.86	.84	.87	.85	.82	.81
4.0	.90	.84	.80	.89	.84	.80	.87	.82	.79	.85	.81	.78	.83	.80	.77	.75
5.0	.84	.78	.74	.83	.78	.74	.82	.77	.73	.80	.76	.73	.78	.75	.72	.70
6.0	.79	.73	.69	.78	.73	.69	.77	.72	.68	.76	.71	.68	.74	.70	.67	.66
7.0	.75	.69	.65	.74	.68	.64	.73	.68	.64	.72	.67	.64	.70	.66	.63	.62
8.0	.71	.65	.61	.70	.64	.60	.69	.64	.60	.68	.63	.60	.67	.63	.60	.58
9.0	.67	.61	.57	.66	.61	.57	.65	.60	.57	.64	.60	.57	.64	.59	.56	.55
10.0	.63	.58	.54	.63	.57	.54	.62	.57	.54	.61	.57	.53	.61	.56	.53	.52



C Range: 0 - 360DEG
 C Interval: 5.0DEG
 Test Speed: HIGH
 Temperature: 25.3DEG
 Operators: DOBAC
 Test Date: 2017-11-04

γ Range: 0 - 90DEG
 γ Interval: 0.5DEG
 Test System: EVERFINE GO-2000B_V1 SYSTEM V1.0.260
 Humidity: 65.0%
 Test Distance: 6.960m [K=1.0000]
 Remarks: Single Head

WEC AND CCEC

NAME: Arya Double Heads-16W-35D-3000K-80	TYPE:	WEIGHT:
DIM.:	SPEC.:	SERIAL No.:
MFR.: DOBAC	SUR.:	PROTECTION ANGLE:

ρcc	80%			70%			50%			30%			10%			0
ρw	50%	30%	10%	50%	30%	10%	50%	30%	10%	50%	30%	10%	50%	30%	10%	0
ρfc	20%			20%			20%			20%			20%			0
RCR	RCR:Room Cavity Ratio						Wall Exitance Coefficients(WEC)									
0.0																
1.0	.179	.102	.032	.173	.098	.031	.160	.092	.029	.148	.086	.027	.138	.080	.026	
2.0	.172	.094	.029	.166	.091	.028	.155	.086	.027	.146	.082	.026	.137	.077	.024	
3.0	.163	.087	.026	.158	.085	.026	.149	.081	.025	.141	.077	.024	.133	.074	.023	
4.0	.155	.081	.024	.151	.079	.023	.143	.076	.023	.136	.073	.022	.129	.070	.021	
5.0	.147	.075	.022	.144	.074	.022	.137	.071	.021	.131	.069	.021	.125	.067	.020	
6.0	.140	.070	.020	.137	.069	.020	.131	.067	.020	.126	.065	.019	.120	.063	.019	
7.0	.134	.066	.019	.131	.065	.019	.126	.064	.018	.121	.062	.018	.116	.060	.018	
8.0	.128	.063	.018	.125	.062	.017	.121	.060	.017	.116	.059	.017	.112	.058	.017	
9.0	.122	.059	.017	.120	.059	.016	.116	.057	.016	.112	.056	.016	.108	.055	.016	
10.0	.117	.056	.016	.115	.056	.016	.112	.055	.015	.108	.054	.015	.105	.053	.015	

ρcc	80%			70%			50%			30%			10%			0
ρw	50%	30%	10%	50%	30%	10%	50%	30%	10%	50%	30%	10%	50%	30%	10%	0
ρfc	20%			20%			20%			20%			20%			0
RCR	RCR:Room Cavity Ratio						Ceiling Cavity Exitance Coefficients(CCEC)									
0.0	.190	.190	.190	.163	.163	.163	.111	.111	.111	.064	.064	.064	.020	.020	.020	
1.0	.171	.157	.145	.147	.135	.125	.100	.093	.086	.058	.054	.050	.018	.017	.016	
2.0	.156	.132	.113	.134	.114	.097	.092	.079	.068	.053	.046	.040	.017	.015	.013	
3.0	.144	.114	.089	.123	.098	.078	.085	.068	.054	.049	.040	.032	.016	.013	.010	
4.0	.134	.099	.072	.115	.085	.063	.079	.060	.044	.046	.035	.026	.015	.011	.009	
5.0	.125	.087	.060	.107	.076	.052	.074	.053	.037	.043	.031	.022	.014	.010	.007	
6.0	.117	.078	.050	.101	.068	.043	.070	.047	.031	.040	.028	.018	.013	.009	.006	
7.0	.111	.070	.042	.095	.061	.037	.066	.043	.026	.038	.025	.015	.012	.008	.005	
8.0	.105	.064	.036	.091	.056	.031	.063	.039	.022	.036	.023	.013	.012	.008	.004	
9.0	.100	.059	.031	.086	.051	.027	.060	.036	.019	.035	.021	.012	.011	.007	.004	
10.0	.095	.055	.027	.082	.047	.024	.057	.033	.017	.033	.020	.010	.011	.006	.003	

C Range: 0 - 360DEG
C Interval: 5.0DEG
Test Speed: HIGH
Temperature:25.3DEG
Operators:DOBAC
Test Date:2017-11-04

γ Range: 0 - 90DEG
γ Interval: 0.5DEG
Test System:EVERFINE GO-2000B_V1 SYSTEM V1.0.260
Humidity:65.0%
Test Distance:6.960m [K=1.0000]
Remarks: Single Head

Uncorrected UGR Table

NAME: Arya Double Heads-16W-35D-3000K-80		TYPE:					WEIGHT:				
DIM.:		SPEC.:					SERIAL No.:				
MFR.: DOBAC		SUR.:					PROTECTION ANGLE:				
ceiling/cavity		0.7	0.7	0.5	0.5	0.3	0.7	0.7	0.5	0.5	0.3
walls		0.5	0.3	0.5	0.3	0.3	0.5	0.3	0.5	0.3	0.3
working plane		0.2	0.2	0.2	0.2	0.2	0.2	0.2	0.2	0.2	0.2
Room dimensions		Viewed crosswise					Viewed endwise				
x = 2H y = 2H		18.9	19.8	19.1	20.0	20.2	17.8	18.8	18.0	18.9	19.1
	3H	18.8	19.7	19.1	19.9	20.1	17.8	18.6	18.0	18.8	19.0
	4H	18.8	19.7	19.1	19.9	20.1	17.8	18.6	18.0	18.8	19.0
	6H	18.8	19.6	19.1	19.8	20.1	17.7	18.5	18.0	18.7	18.9
	8H	18.8	19.5	19.1	19.8	20.0	17.6	18.4	17.9	18.6	18.9
	12H	18.7	19.4	19.0	19.7	20.0	17.6	18.3	17.9	18.6	18.8
	4H 2H	18.7	19.5	19.0	19.7	19.9	17.6	18.4	17.9	18.7	18.9
	3H	18.7	19.4	19.0	19.7	19.9	17.6	18.4	18.0	18.6	18.9
	4H	18.7	19.3	19.0	19.6	20.0	17.7	18.3	18.0	18.6	18.9
	6H	18.7	19.3	19.1	19.6	19.9	17.6	18.2	18.0	18.5	18.8
	8H	18.6	19.2	19.0	19.5	19.9	17.5	18.1	17.9	18.4	18.8
	12H	18.6	19.1	19.0	19.4	19.8	17.5	18.0	17.9	18.3	18.7
	8H 4H	18.6	19.1	19.0	19.5	19.8	17.6	18.1	18.0	18.5	18.8
	6H	18.6	19.0	19.0	19.4	19.8	17.5	18.0	17.9	18.3	18.8
	8H	18.6	18.9	19.0	19.4	19.8	17.5	17.8	17.9	18.3	18.7
	12H	18.5	18.8	19.0	19.3	19.7	17.4	17.7	17.9	18.2	18.7
	12H 4H	18.6	19.0	19.0	19.4	19.8	17.5	18.0	17.9	18.4	18.8
	6H	18.5	18.9	19.0	19.3	19.8	17.5	17.9	17.9	18.3	18.7
	8H	18.5	18.8	19.0	19.3	19.7	17.4	17.7	17.9	18.2	18.7
Variations with the observer position at spacings:											
S = 1.0H		+ 2.9 / - 7.3					+ 2.8 / - 6.4				
1.5H		+ 5.4 / - 7.3					+ 4.2 / - 6.2				
2.0H		+ 5.7 / - 1.5					+ 0.3 / - 0.6				

CIE Pub.117 Corrected 609.2 lm Total Lamp Luminous Flux. (8log(F/F0) = -1.7)

C Range: 0 - 360DEG
C Interval: 5.0DEG
Test Speed: HIGH
Temperature: 25.3DEG
Operators: DOBAC
Test Date: 2017-11-04

γ Range: 0 - 90DEG
γ Interval: 0.5DEG
Test System: EVERFINE GO-2000B_V1 SYSTEM V1.0.260
Humidity: 65.0%
Test Distance: 6.960m [K=1.0000]
Remarks: Single Head

UTILIZATION FACTORS TABLE

NAME: Arya Double Heads-16W-35D-3000K-80	TYPE:	WEIGHT:
DIM.:	SPEC.:	SERIAL No.:
MFR.: DOBAC	SUR.:	PROTECTION ANGLE:

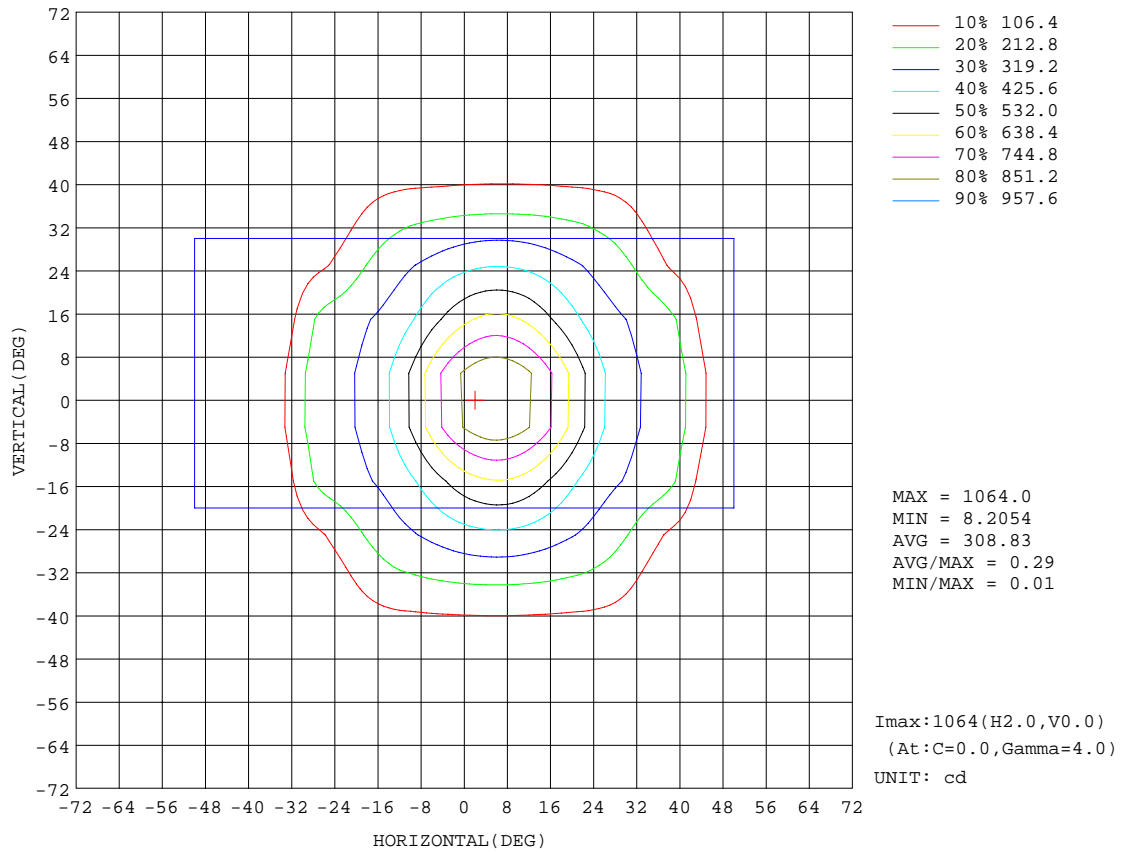
REFLECTANCE										
Ceiling	0.8	0.8	0.8	0.7	0.7	0.7	0.5	0.5	0.5	0
Walls	0.7	0.5	0.3	0.7	0.5	0.3	0.7	0.5	0.3	0
Working plane	0.2	0.2	0.2	0.2	0.2	0.2	0.2	0.2	0.2	0
ROOM INDEX	UTILIZATION FACTORS(PERCENT) k(RI) x RCR = 5									
k = 0.60	86	79	75	85	79	75	85	79	75	72
0.80	94	88	84	93	87	84	92	87	83	79
1.00	98	92	89	97	92	88	96	92	88	84
1.25	102	97	93	101	96	93	99	95	92	88
1.50	105	100	97	104	100	96	102	98	95	91
2.00	108	104	100	107	103	100	104	101	98	93
2.50	110	106	103	108	105	102	105	102	100	94
3.00	111	108	105	110	107	104	106	104	102	95
4.00	114	111	108	111	109	107	108	106	104	97
5.00	115	112	111	113	111	109	109	107	106	98
ROOM INDEX	UF(total)									Direct
According to DIN EN 13032-2 2004			Suspended				SHRNOM = 1.25			

C Range: 0 - 360DEG
C Interval: 5.0DEG
Test Speed: HIGH
Temperature:25.3DEG
Operators:DOBAC
Test Date:2017-11-04

γ Range: 0 - 90DEG
γ Interval: 0.5DEG
Test System:EVERFINE GO-2000B_V1 SYSTEM V1.0.260
Humidity:65.0%
Test Distance:6.960m [K=1.0000]
Remarks: Single Head

ISOCANDELA DIAGRAM

NAME: Arya Double Heads-16W-35D-3000K-80	TYPE:	WEIGHT:
DIM.:	SPEC.:	SERIAL No.:
MFR.: DOBAC	SUR.:	PROTECTION ANGLE:

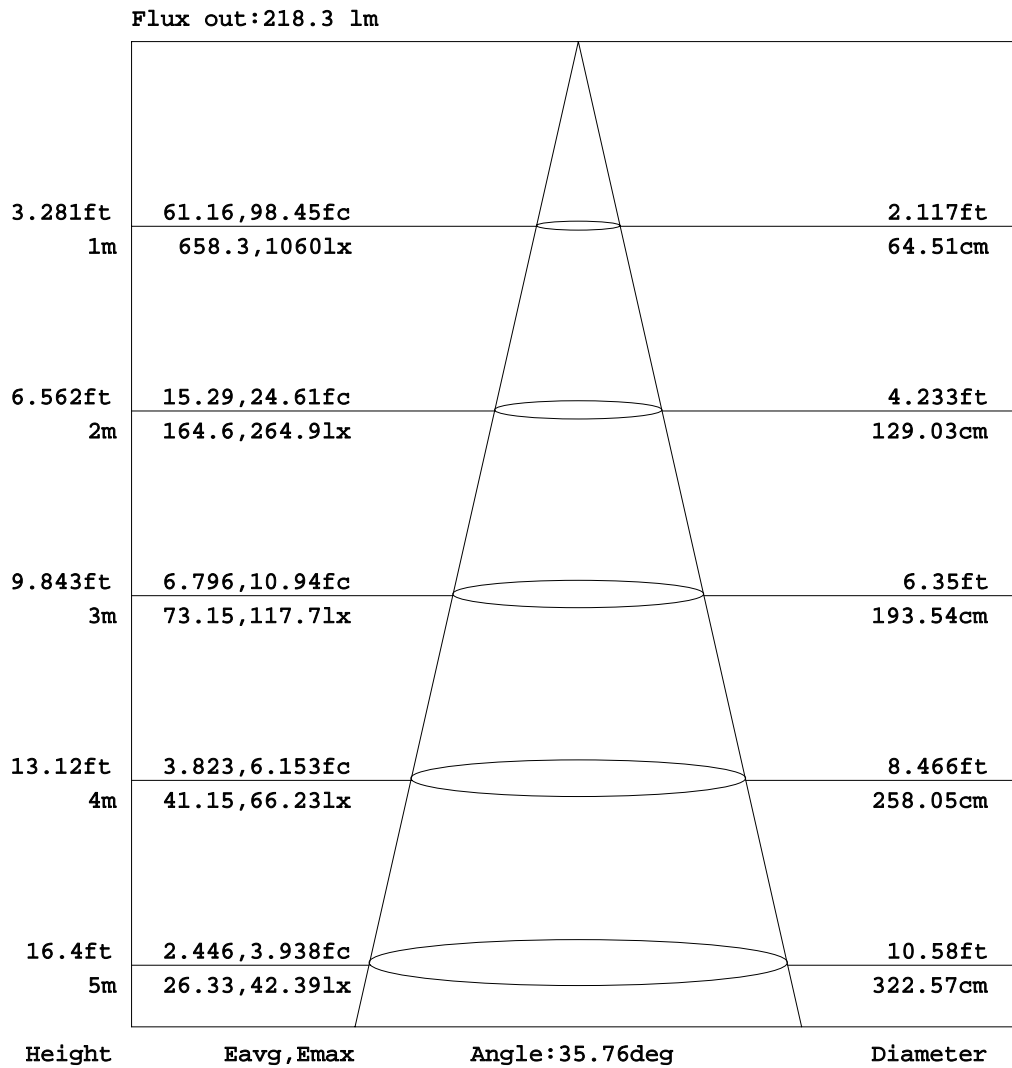


C Range: 0 - 360DEG
 C Interval: 5.0DEG
 Test Speed: HIGH
 Temperature: 25.3DEG
 Operators: DOBAC
 Test Date: 2017-11-04

γ Range: 0 - 90DEG
 γ Interval: 0.5DEG
 Test System: EVERFINE GO-2000B_V1 SYSTEM V1.0.260
 Humidity: 65.0%
 Test Distance: 6.960m [K=1.0000]
 Remarks: Single Head

AAI Figure

NAME: Arya Double Heads-16W-35D-3000K-80	TYPE:	WEIGHT:
DIM.:	SPEC.:	SERIAL No.:
MFR.: DOBAC	SUR.:	PROTECTION ANGLE:



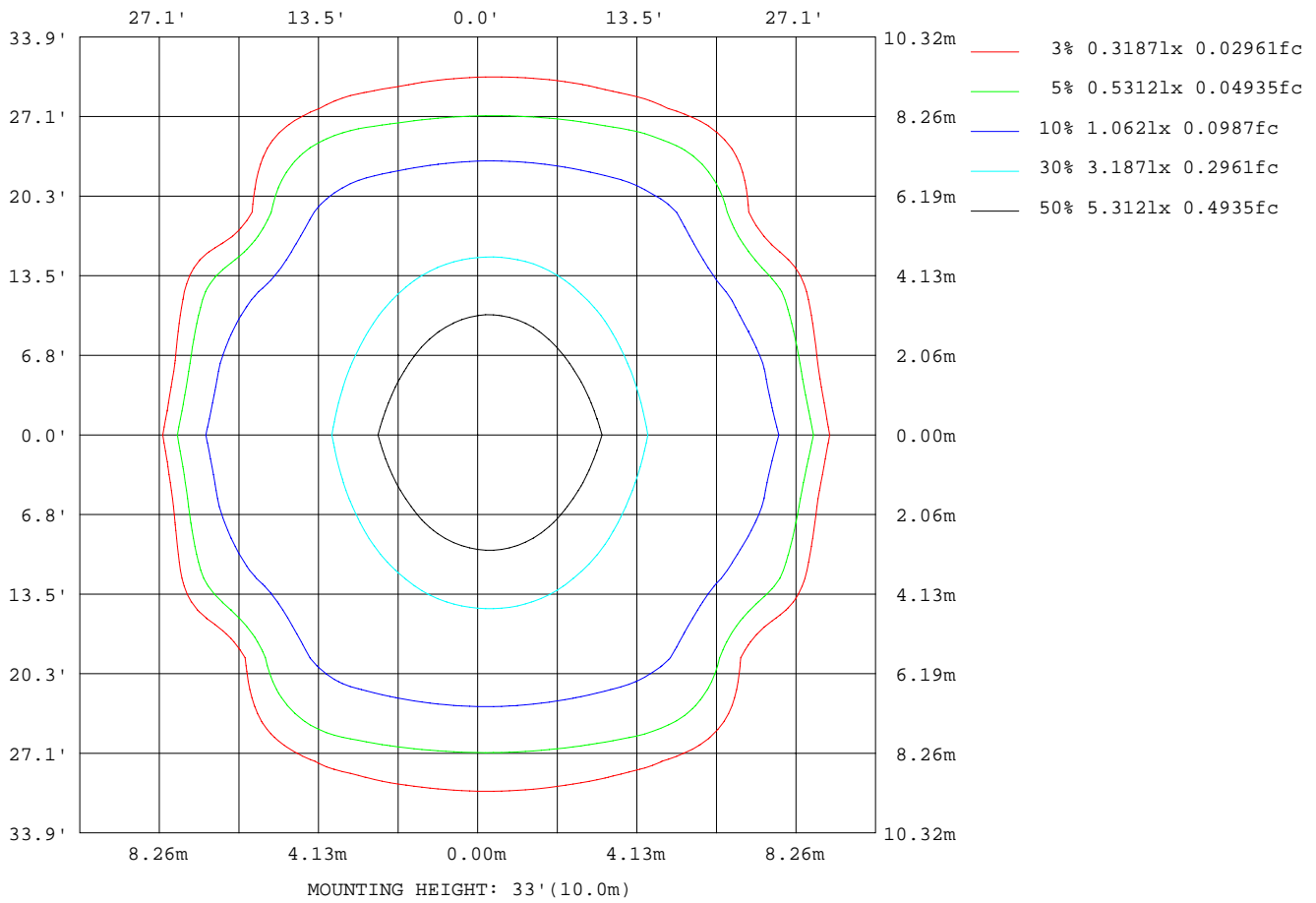
Note: The Curves indicate the illuminated area and the average illumination when the luminaire is at different distance.

C Range: 0 - 360DEG
C Interval: 5.0DEG
Test Speed: HIGH
Temperature: 25.3DEG
Operators: DOBAC
Test Date: 2017-11-04

γ Range: 0 - 90DEG
γ Interval: 0.5DEG
Test System: EVERFINE GO-2000B_V1 SYSTEM V1.0.260
Humidity: 65.0%
Test Distance: 6.960m [K=1.0000]
Remarks: Single Head

ISOLUX DIAGRAM

NAME: Arya Double Heads-16W-35D-3000K-80	TYPE:	WEIGHT:
DIM.:	SPEC.:	SERIAL No.:
MFR.: DOBAC	SUR.:	PROTECTION ANGLE:



C Range: 0 - 360DEG
 C Interval: 5.0DEG
 Test Speed: HIGH
 Temperature: 25.3DEG
 Operators: DOBAC
 Test Date: 2017-11-04

γ Range: 0 - 90DEG
 γ Interval: 0.5DEG
 Test System: EVERFINE GO-2000B_V1 SYSTEM V1.0.260
 Humidity: 65.0%
 Test Distance: 6.960m [K=1.0000]
 Remarks: Single Head

Average Luminance Table(CIBSE)

NAME: Arya Double Heads-16W-35D-3000K-80	TYPE:	WEIGHT:
DIM.:	SPEC.:	SERIAL No.:
MFR.: DOBAC	SUR.:	PROTECTION ANGLE:

Parameter description for average Luminance	Symbol	Value	Unit
Luminance in Azimuth Plane	Bc	refer Table 2	cd/sq.m.
Intensity at angle Gamma in given azimuth plane	I	from data	cd/klm
Number of lamps	N	1	
Output of each lamp(initial lumens as specified)	F	609.237	lm
Multiplying factor	K	1	
Luminous area in horizontal plane used in calculations	A	0.006	sq.m.
Angle to the downward vertical from light centre	Gamma	from data	deg

Table 1. Calculation parameters for determination of CIBSE LG3:1996 Average Luminance

G deg	C plane(deg)																			
	0	10	20	30	40	50	60	70	80	90	100	110	120	130	140	150	160	170	180	
55	2816	2806	2770	2710	2863	2659	2597	2785	3021	3005	2859	2537	2534	2587	2571	2517	2508	2501	2495	
60	2996	2944	2908	2827	2830	2718	2711	2787	2817	2774	2750	2653	2589	2596	2609	2521	2473	2409	2382	
65	2974	2887	2850	2840	2823	2777	2778	2736	2662	2594	2536	2506	2542	2625	2608	2512	2420	2321	2289	
70	2933	2855	2744	2715	2800	2611	2646	2597	2470	2354	2235	2138	2121	2282	2630	2352	2420	2236	2172	
75	3104	2847	2372	2498	2273	2221	2449	2406	2181	1987	1766	1550	1450	1580	1978	1673	1607	976	731	
80	1984	1171	1393	1541	1192	1189	910	417	96	0	77	245	410	521	753	1097	885	429	140	
85	461	510	434	0	0	0	0	0	0	0	0	0	0	0	0	0	0	1155	1521	48

Table 2. Average Luminance(cd/sq.m.) for defined C plane,Gamma angle

CIBSE Category	Gamma (deg)	Average Luminance		Patch Luminance	
		maximum	specified	maximum	specified
		calculated	maximum	measured	maximum
Category 1	55 to 90	3104	200	---	500
Category 2	65 to 90	3104	200	---	500
Category 3	75 to 90	3104	200	---	500

Table 3. Tabulation of Average and Patch Luminance(cd/sq.m.) for defined CIBSE categories

No match

C Range: 0 - 360DEG
C Interval: 5.0DEG
Test Speed: HIGH
Temperature:25.3DEG
Operators:DOBAC
Test Date:2017-11-04

γ Range: 0 - 90DEG
γ Interval: 0.5DEG
Test System:EVERFINE GO-2000B_V1 SYSTEM V1.0.260
Humidity:65.0%
Test Distance:6.960m [K=1.0000]
Remarks: Single Head

Average Luminance Table(CIBSE)

NAME: Arya Double Heads-16W-35D-3000K-80	TYPE:	WEIGHT:
DIM.:	SPEC.:	SERIAL No.:
MFR.: DOBAC	SUR.:	PROTECTION ANGLE:

Parameter description for average Luminance	Symbol	Value	Unit
Luminance in Azimuth Plane	Bc	refer Table 2	cd/sq.m.
Intensity at angle Gamma in given azimuth plane	I	from data	cd/klm
Number of lamps	N	1	
Output of each lamp(initial lumens as specified)	F	609.237	lm
Multiplying factor	K	1	
Luminous area in horizontal plane used in calculations	A	0.006	sq.m.
Angle to the downward vertical from light centre	Gamma	from data	deg

Table 1. Calculation parameters for determination of CIBSE LG3:2001 Average Luminance

G deg	C plane(deg)																		
	0	10	20	30	40	50	60	70	80	90	100	110	120	130	140	150	160	170	180
55	2816	2806	2770	2710	2863	2659	2597	2785	3021	3005	2859	2537	2534	2587	2571	2517	2508	2501	2495
60	2996	2944	2908	2827	2830	2718	2711	2787	2817	2774	2750	2653	2589	2596	2609	2521	2473	2409	2382
65	2974	2887	2850	2840	2823	2777	2778	2736	2662	2594	2536	2506	2542	2625	2608	2512	2420	2321	2289
70	2933	2855	2744	2715	2800	2611	2646	2597	2470	2354	2235	2138	2121	2282	2630	2352	2420	2236	2172
75	3104	2847	2372	2498	2273	2221	2449	2406	2181	1987	1766	1550	1450	1580	1978	1673	1607	976	731
80	1984	1171	1393	1541	1192	1189	910	417	96	0	77	245	410	521	753	1097	885	429	140
85	461	510	434	0	0	0	0	0	0	0	0	0	0	0	0	0	1155	1521	48

Table 2. Average Luminance(cd/sq.m.) for defined C plane,Gamma angle

range (deg)	Maximum measured	Average Luminance(cd/sq.m)			
		Maximum limit for screen type & software category used			
		Type I,II screen Some neg.s'ware	Type I,II screen Only pos.s'ware	Type III screen Some neg.s'ware	Type III screen Only pos.s'ware
55 to 90	3104	1000	1500	200	500
65 to 90	3104	1000	1500	200	500

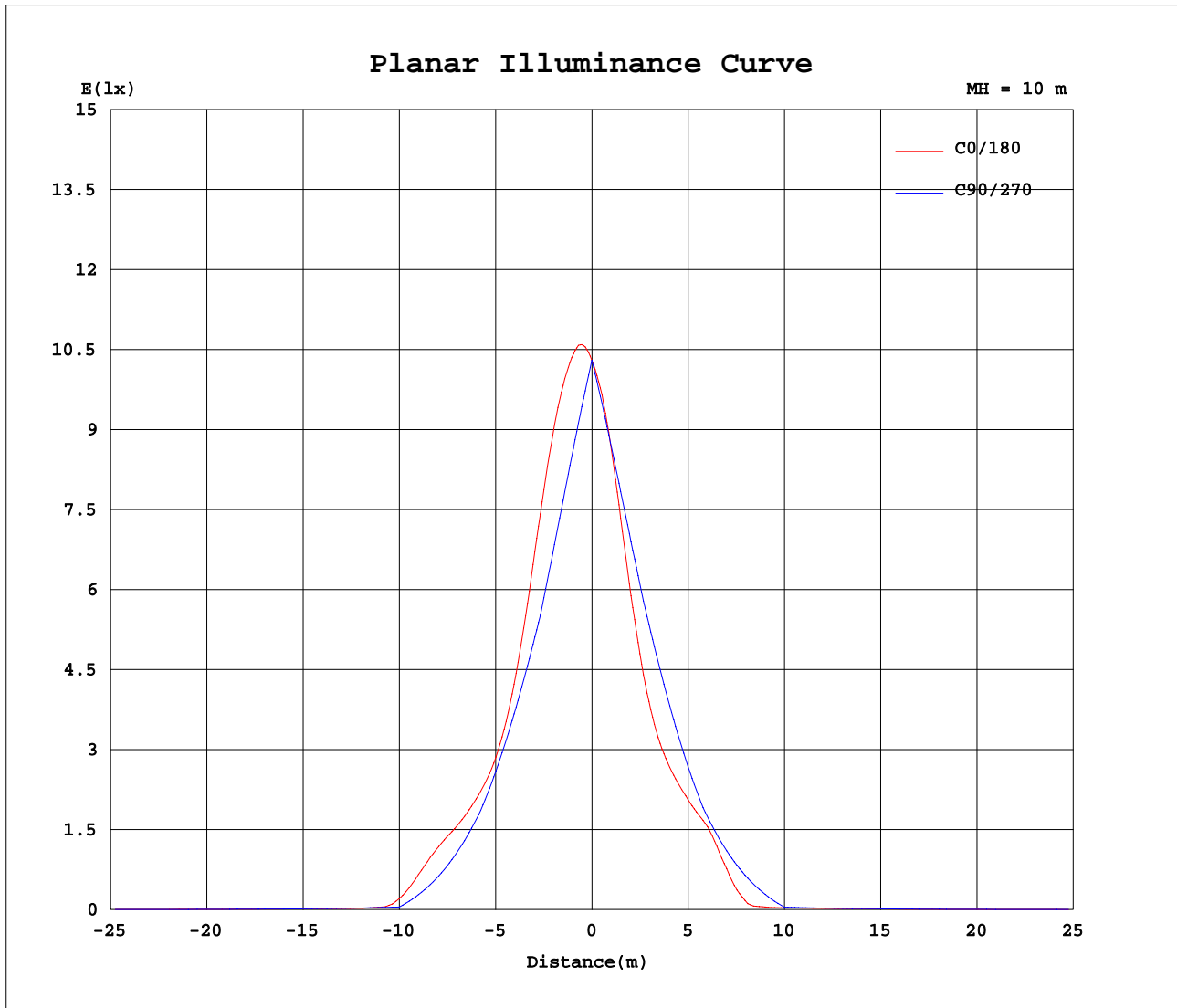
Table 3. Tabulation of average luminance(cd/sq.m.) and luminance limits

No match

C Range: 0 - 360DEG
C Interval: 5.0DEG
Test Speed: HIGH
Temperature:25.3DEG
Operators:DOBAC
Test Date:2017-11-04

γ Range: 0 - 90DEG
γ Interval: 0.5DEG
Test System:EVERFINE GO-2000B_V1 SYSTEM V1.0.260
Humidity:65.0%
Test Distance:6.960m [K=1.0000]
Remarks: Single Head

Planar Illuminance Curve



C Range: 0 - 360DEG
 C Interval: 5.0DEG
 Test Speed: HIGH
 Temperature: 25.3DEG
 Operators: DOBAC
 Test Date: 2017-11-04

γ Range: 0 - 90DEG
 γ Interval: 0.5DEG
 Test System: EVERFINE GO-2000B_V1 SYSTEM V1.0.260
 Humidity: 65.0%
 Test Distance: 6.960m [K=1.0000]
 Remarks: Single Head

LUMINOUS DISTRIBUTION INTENSITY DATA

NAME: Arya Double Heads-16W-35D-3000K-80	TYPE:	WEIGHT:
DIM.:	SPEC.:	SERIAL No.:
MFR.: DOBAC	SUR.:	PROTECTION ANGLE:

Table--1

UNIT: cd

C(DEG) γ (DEG)	0	5	10	15	20	25	30	35	40	45	50	55	60	65	70	75	80	85	90
0	1030	1030	1030	1030	1030	1030	1030	1030	1030	1030	1030	1030	1030	1030	1030	1030	1030	1030	1030
5	1060	1048	1036	1024	1013	1002	992	983	973	963	954	945	936	928	920	912	904	897	891
10	986	964	943	924	907	892	877	865	853	842	832	823	814	804	794	784	773	762	752
15	823	797	774	756	741	728	718	708	700	694	687	681	674	667	658	648	637	625	612
20	610	589	573	561	553	547	543	541	538	536	536	540	542	542	539	533	525	515	504
25	435	423	415	410	407	406	405	403	409	415	420	425	427	427	424	419	412	404	395
30	342	335	330	328	327	328	324	322	324	328	331	331	329	323	315	306	298	291	287
35	286	280	277	277	277	266	251	247	252	259	265	263	247	233	222	212	205	199	196
40	219	200	192	195	202	177	155	146	160	179	185	177	161	146	132	122	114	108	105
45	58.9	49.9	46.0	50.4	65.2	72.2	56.6	30.4	60.6	89.3	99.0	93.0	77.1	58.6	43.6	31.3	22.3	16.6	14.4
50	10.2	10.4	10.6	10.5	12.0	13.6	9.89	11.8	15.6	29.8	32.7	18.6	9.67	9.61	11.1	11.9	12.4	12.6	12.4
55	9.69	9.64	9.66	9.53	9.53	9.48	9.33	9.34	9.85	9.41	9.15	9.01	8.94	8.90	9.59	10.1	10.4	10.5	10.3
60	8.99	8.85	8.83	8.70	8.72	8.54	8.48	8.64	8.49	8.30	8.15	8.10	8.13	8.20	8.36	8.49	8.45	8.38	8.32
65	7.54	7.40	7.32	7.27	7.23	7.16	7.20	7.22	7.16	7.07	7.04	7.08	7.04	7.02	6.94	6.84	6.75	6.66	6.58
70	6.02	5.94	5.86	5.63	5.63	5.65	5.57	5.78	5.75	5.47	5.36	5.37	5.43	5.43	5.33	5.19	5.07	4.95	4.83
75	4.82	4.70	4.42	3.92	3.68	4.07	3.88	3.66	3.53	3.39	3.45	3.62	3.80	3.85	3.74	3.54	3.39	3.25	3.08
80	2.07	1.75	1.22	1.47	1.45	1.87	1.61	1.35	1.24	1.25	1.24	1.14	0.95	0.69	0.43	0.23	0.10	0.02	0.00
85	0.24	0.13	0.27	0.32	0.23	0.12	0.00	0.00	0.00	0.00	0.00	0.00	0.00	0.00	0.00	0.00	0.00	0.00	0.00
90	0.00	0.00	0.00	0.00	0.00	0.00	0.00	0.00	0.00	0.00	0.00	0.00	0.00	0.00	0.00	0.00	0.00	0.00	0.00

C Range: 0 - 360DEG
C Interval: 5.0DEG
Test Speed: HIGH
Temperature:25.3DEG
Operators:DOBAC
Test Date:2017-11-04

γ Range: 0 - 90DEG
γ Interval: 0.5DEG
Test System:EVERFINE GO-2000B_V1 SYSTEM V1.0.260
Humidity:65.0%
Test Distance:6.960m [K=1.0000]
Remarks: Single Head

LUMINOUS DISTRIBUTION INTENSITY DATA

NAME: Arya Double Heads-16W-35D-3000K-80	TYPE:	WEIGHT:
DIM.:	SPEC.:	SERIAL No.:
MFR.: DOBAC	SUR.:	PROTECTION ANGLE:

Table--2

UNIT: cd

C(DEG) γ (DEG)	95	100	105	110	115	120	125	130	135	140	145	150	155	160	165	170	175	180	185
0	1030	1030	1030	1030	1030	1030	1030	1030	1030	1030	1030	1030	1030	1030	1030	1030	1030	1030	1030
5	885	880	875	871	868	866	864	862	861	861	862	865	868	873	879	887	895	905	896
10	742	732	722	713	703	694	685	677	670	664	660	657	656	658	662	669	678	691	679
15	600	587	572	559	547	534	521	510	500	491	483	477	473	471	471	474	480	489	480
20	492	478	462	447	431	416	403	390	381	375	369	363	359	356	355	356	358	363	359
25	387	377	367	356	346	335	326	317	310	306	309	304	301	298	296	297	299	303	299
30	285	285	284	283	280	276	263	249	238	234	237	252	260	255	249	247	251	258	250
35	195	196	199	204	212	209	193	167	145	139	148	160	161	146	131	124	127	139	125
40	105	108	113	120	127	123	107	76.8	44.0	40.3	56.7	55.9	38.1	21.0	19.3	17.3	15.8	15.3	15.6
45	15.6	20.7	27.6	38.6	49.0	52.6	44.4	27.7	13.3	12.3	10.4	11.5	11.1	10.2	9.90	9.86	9.87	9.90	9.87
50	11.8	11.5	9.57	9.47	9.52	9.61	12.0	10.9	10.5	9.46	9.43	9.50	9.46	9.42	9.44	9.42	9.40	9.45	9.40
55	10.1	9.84	8.76	8.73	8.70	8.72	8.80	8.90	9.03	8.85	8.71	8.66	8.74	8.63	8.58	8.61	8.52	8.59	8.51
60	8.29	8.25	8.07	7.96	7.84	7.77	7.76	7.79	7.84	7.83	7.73	7.56	7.51	7.42	7.28	7.23	7.12	7.15	7.07
65	6.48	6.43	6.39	6.35	6.35	6.44	6.63	6.66	6.65	6.61	6.48	6.37	6.28	6.14	6.01	5.88	5.82	5.80	5.76
70	4.67	4.59	4.51	4.39	4.30	4.35	4.47	4.68	5.01	5.40	5.31	4.83	4.64	4.97	4.58	4.59	4.50	4.46	4.42
75	2.85	2.74	2.62	2.41	2.26	2.25	2.30	2.45	2.72	3.07	3.33	2.60	2.28	2.50	1.81	1.52	1.25	1.13	1.16
80	0.02	0.08	0.17	0.26	0.34	0.43	0.49	0.54	0.61	0.78	1.15	1.14	1.04	0.92	0.85	0.45	0.18	0.15	0.14
85	0.00	0.00	0.00	0.00	0.00	0.00	0.00	0.00	0.00	0.00	0.00	0.00	0.23	0.60	0.75	0.80	0.28	0.03	0.01
90	0.00	0.00	0.00	0.00	0.00	0.00	0.00	0.00	0.00	0.00	0.00	0.00	0.00	0.00	0.00	0.00	0.00	0.00	0.00

C Range: 0 - 360DEG
C Interval: 5.0DEG
Test Speed: HIGH
Temperature:25.3DEG
Operators:DOBAC
Test Date:2017-11-04

γ Range: 0 - 90DEG
γ Interval: 0.5DEG
Test System:EVERFINE GO-2000B_V1 SYSTEM V1.0.260
Humidity:65.0%
Test Distance:6.960m [K=1.0000]
Remarks: Single Head

LUMINOUS DISTRIBUTION INTENSITY DATA

NAME: Arya Double Heads-16W-35D-3000K-80	TYPE:	WEIGHT:
DIM.:	SPEC.:	SERIAL No.:
MFR.: DOBAC	SUR.:	PROTECTION ANGLE:

Table--3

UNIT: cd

C(DEG) γ (DEG)	190	195	200	205	210	215	220	225	230	235	240	245	250	255	260	265	270	275	280
0	1030	1030	1030	1030	1030	1030	1030	1030	1030	1030	1030	1030	1030	1030	1030	1030	1030	1030	1030
5	888	881	875	871	868	866	866	866	868	870	872	876	879	884	889	894	901	907	915
10	670	664	660	659	661	665	670	677	686	695	705	715	726	738	748	760	772	783	793
15	475	472	472	475	479	487	495	505	518	531	546	562	577	593	610	626	642	656	668
20	356	356	357	361	365	371	378	385	395	409	424	442	460	478	495	511	526	539	550
25	297	297	299	302	306	312	308	310	317	327	340	352	364	376	388	400	410	420	429
30	246	248	254	261	252	235	230	234	244	259	272	284	287	289	290	292	295	300	308
35	121	126	140	156	156	143	131	134	156	183	202	209	207	201	198	199	201	205	212
40	17.0	18.6	18.4	34.4	51.2	53.8	36.9	30.3	64.8	98.2	117	124	121	113	108	106	107	111	117
45	9.86	9.90	9.86	10.9	11.2	10.3	10.2	12.2	20.5	38.8	49.5	47.4	38.1	26.9	17.9	14.0	13.3	16.1	22.5
50	9.42	9.42	9.38	9.40	9.44	9.33	9.32	9.53	10.2	11.3	9.53	9.41	9.35	9.33	9.35	10.6	11.5	12.1	12.3
55	8.58	8.49	8.48	8.57	8.41	8.42	8.57	8.76	8.62	8.51	8.43	8.39	8.42	8.50	8.57	9.22	9.76	10.1	10.2
60	7.13	7.08	7.13	7.15	7.13	7.20	7.32	7.35	7.30	7.25	7.27	7.33	7.46	7.64	7.80	7.93	8.01	8.10	8.22
65	5.75	5.76	5.73	5.78	5.71	5.78	5.89	5.94	5.94	5.91	5.80	5.76	5.80	5.88	6.00	6.12	6.26	6.42	6.57
70	4.28	3.98	4.33	3.93	3.68	4.29	4.50	4.22	3.97	3.81	3.75	3.76	3.83	3.95	4.11	4.29	4.51	4.76	4.94
75	1.17	1.21	1.50	1.38	1.51	2.22	2.32	2.06	1.84	1.72	1.69	1.75	1.87	2.01	2.21	2.47	2.77	3.10	3.31
80	0.13	0.18	0.17	0.28	0.42	0.44	0.23	0.18	0.22	0.26	0.26	0.24	0.19	0.12	0.06	0.02	0.00	0.02	0.10
85	0.02	0.03	0.02	0.01	0.00	0.00	0.00	0.00	0.00	0.00	0.00	0.00	0.00	0.00	0.00	0.00	0.00	0.00	0.00
90	0.00	0.00	0.00	0.00	0.00	0.00	0.00	0.00	0.00	0.00	0.00	0.00	0.00	0.00	0.00	0.00	0.00	0.00	0.00

C Range: 0 - 360DEG
C Interval: 5.0DEG
Test Speed: HIGH
Temperature:25.3DEG
Operators:DOBAC
Test Date:2017-11-04

γ Range: 0 - 90DEG
γ Interval: 0.5DEG
Test System:EVERFINE GO-2000B_V1 SYSTEM V1.0.260
Humidity:65.0%
Test Distance:6.960m [K=1.0000]
Remarks: Single Head

LUMINOUS DISTRIBUTION INTENSITY DATA

NAME: Arya Double Heads-16W-35D-3000K-80	TYPE:	WEIGHT:
DIM.:	SPEC.:	SERIAL No.:
MFR.: DOBAC	SUR.:	PROTECTION ANGLE:

Table--4

UNIT: cd

C(DEG) γ (DEG)	285	290	295	300	305	310	315	320	325	330	335	340	345	350	355				
0	1030	1030	1030	1030	1030	1030	1030	1030	1030	1030	1030	1030	1030	1030	1030				
5	922	929	938	945	954	962	971	980	989	997	1007	1017	1027	1038	1049				
10	804	814	823	831	839	847	856	865	875	886	899	913	928	946	965				
15	679	687	693	698	703	707	710	714	720	727	735	746	760	777	798				
20	557	563	565	564	560	554	551	550	550	552	554	558	565	575	590				
25	436	441	444	442	439	433	426	420	414	413	413	413	414	418	424				
30	317	328	335	341	342	342	338	333	331	333	335	332	331	332	336				
35	220	230	242	257	273	273	268	263	257	260	272	281	280	279	280				
40	126	137	150	167	183	193	192	175	162	166	181	204	198	194	201				
45	32.3	45.0	60.1	79.6	96.5	106	101	75.0	41.7	59.8	74.9	68.5	53.3	47.5	50.5				
50	12.1	10.5	9.78	9.90	19.4	35.7	35.7	20.3	13.8	10.1	14.2	12.5	10.7	10.6	10.4				
55	10.1	8.97	8.97	9.04	9.15	9.27	9.58	10.5	9.47	9.44	9.62	9.65	9.61	9.67	9.66				
60	8.31	8.15	8.13	8.13	8.07	7.98	8.15	8.48	8.72	8.55	8.59	8.92	8.83	8.90	8.90				
65	6.68	6.79	6.88	6.98	6.80	6.48	6.62	6.86	6.99	7.01	7.07	7.07	7.38	7.41	7.44				
70	5.07	5.18	5.29	5.34	5.05	4.76	4.91	5.14	5.04	4.81	4.99	5.21	5.85	5.97	5.98				
75	3.46	3.58	3.72	3.68	3.33	2.95	2.89	3.00	2.91	2.95	3.74	4.30	4.72	4.75	4.76				
80	0.23	0.41	0.66	0.91	1.03	0.98	0.89	0.92	1.08	1.38	2.06	2.27	2.08	1.99	2.04				
85	0.00	0.00	0.00	0.00	0.00	0.00	0.00	0.00	0.00	0.00	0.13	0.22	0.34	0.28	0.24				
90	0.00	0.00	0.00	0.00	0.00	0.00	0.00	0.00	0.00	0.00	0.00	0.00	0.00	0.00	0.00				

C Range: 0 - 360DEG
C Interval: 5.0DEG
Test Speed: HIGH
Temperature:25.3DEG
Operators:DOBAC
Test Date:2017-11-04

γ Range: 0 - 90DEG
γ Interval: 0.5DEG
Test System:EVERFINE GO-2000B_V1 SYSTEM V1.0.260
Humidity:65.0%
Test Distance:6.960m [K=1.0000]
Remarks: Single Head