

Juvenis AC



Quickinfo

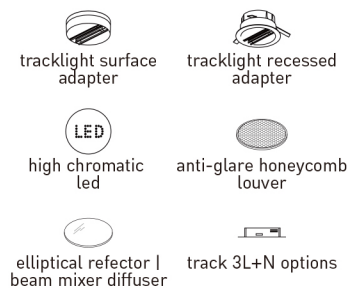
GENERAL

Indoor Lighting-Track lights
 In 3 phase track system
 IP20
 Driver on board
 220-240 V 50/60Hz
 LUMENS
 Shinland
 Die-casting aluminum

COLOUR

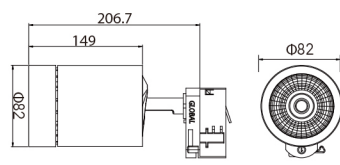
○ White ● Black

ACCESSORIES



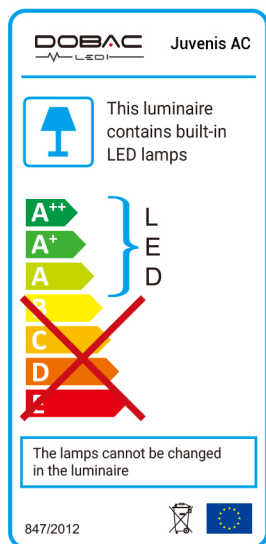
DIMENSIONS

size in mm



Purchase Code	Luminaire Power [W]	Luminaire Lumen [lm]	Color Temperature [K]	Beam Angle [°]	CRI [Ra]
6201.030.024.3000.90	30	2040	3000	24	>90
6201.030.030.3000.90	30	2200	3000	30	>90
6201.030.040.3000.90	30	2190	3000	40	>90

ERP LABEL



Sample image

Juvenis AC

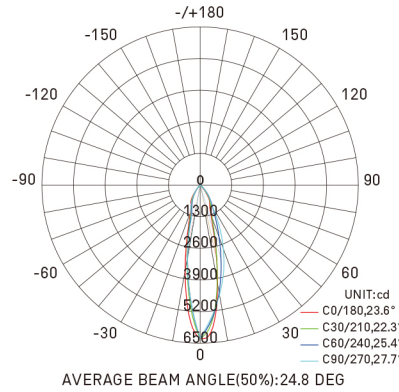


6201.030.024.3000.90


Packing Info

12pcs / ctn
 G.W. 11kg
 ctn size 500x310x380 mm

30W 24° 3000K CRI >90



Flux out:586.6 lm



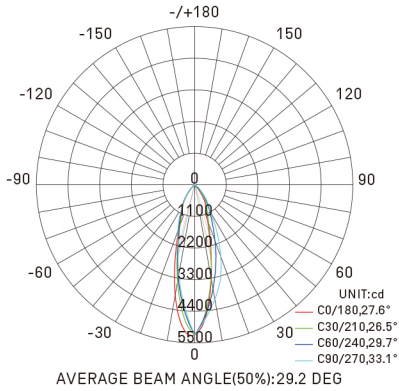
Note: The Curves indicate the illuminated area and the average illumination when the luminaire is at different distance.

6201.030.030.3000.90

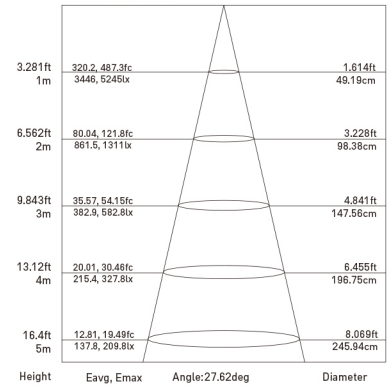
Packing Info

12pcs / ctn
 G.W. 11kg
 ctn size 500x310x380 mm

30W 30° 3000K CRI >90



Flux out:673.0 lm



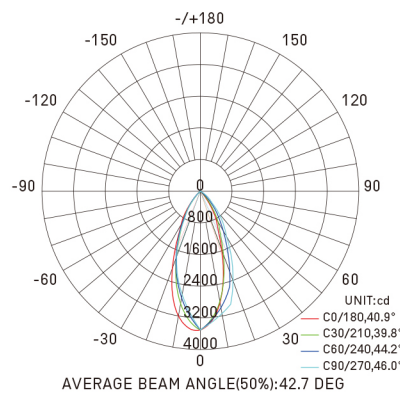
Note: The Curves indicate the illuminated area and the average illumination when the luminaire is at different distance.

6201.030.040.3000.90

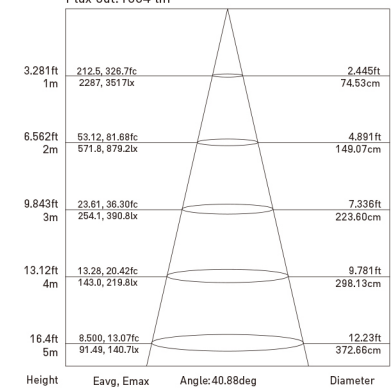
Packing Info

12pcs / ctn
 G.W. 11kg
 ctn size 500x310x380 mm

30W 40° 3000K CRI >90



Flux out:1004 lm



Note: The Curves indicate the illuminated area and the average illumination when the luminaire is at different distance.