

Juvenis Surface



Quickinfo

GENERAL

Indoor Lighting-ceiling light
 surface mounting
 IP20
 driver on board
 220-240 V 50/60Hz
 LUMENS
 Shinland
 Die-casting aluminum

COLOUR

○ White ● Black

ACCESSORIES



high chromatic led



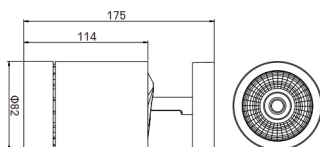
anti-glare honeycomb louver



elliptical reflector | beam mixer diffuser

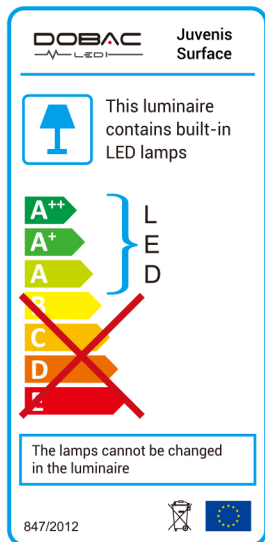
DIMENSIONS

size in mm



Purchase Code	Luminaire Power [W]	Luminaire Lumen [lm]	Color Temperature [K]	Beam Angle [°]	CRI [Ra]
6203.020.015.3000.90	20	1420	3000	15	>90
6203.020.024.3000.90	20	1400	3000	24	>90
6203.020.040.3000.90	20	1400	3000	40	>90

ERP LABEL



Sample image

Juvenis Surface

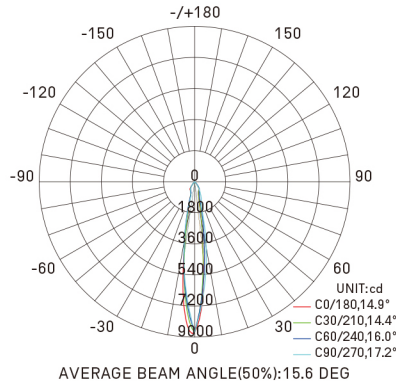


6203.020.015.3000.90


Packing Info

12pcs / ctn
 G.W. 8.90kg
 ctn size 460x350x230 mm

20W 15° 3000K CRI >90



Flux out:325.7 lm



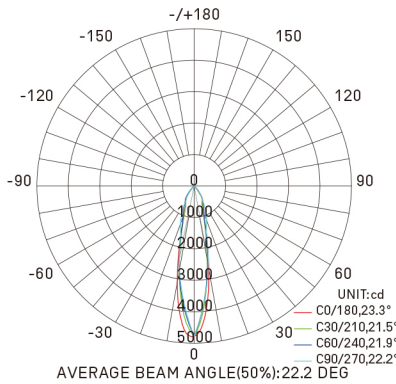
Note: The Curves indicate the illuminated area and the average illumination when the luminaire is at different distance.

6203.020.024.3000.90


Packing Info

12pcs / ctn
 G.W. 8.90kg
 ctn size 460x350x230 mm

20W 24° 3000K CRI >90



Flux out:403.4 lm



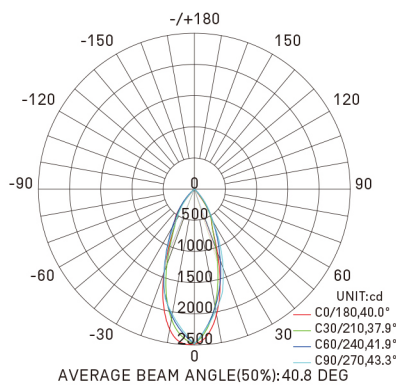
Note: The Curves indicate the illuminated area and the average illumination when the luminaire is at different distance.

6203.020.040.3000.90

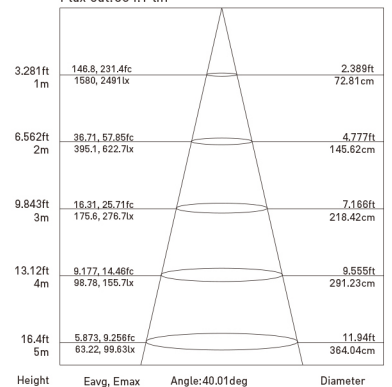
Packing Info

12pcs / ctn
 G.W. 8.90kg
 ctn size 460x350x230 mm

20W 40° 3000K CRI >90



Flux out:694.1 lm



Note: The Curves indicate the illuminated area and the average illumination when the luminaire is at different distance.

Juvenis Surface



Quickinfo

GENERAL

Indoor Lighting-ceiling light
 surface mounting
 IP20
 driver on board
 220-240 V 50/60Hz
 LUMENS
 Shinland
 Die-casting aluminum

COLOUR

○ White ● Black

ACCESSORIES



high chromatic led



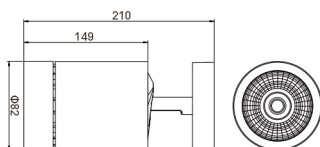
anti-glare honeycomb louver



elliptical reflector | beam mixer diffuser

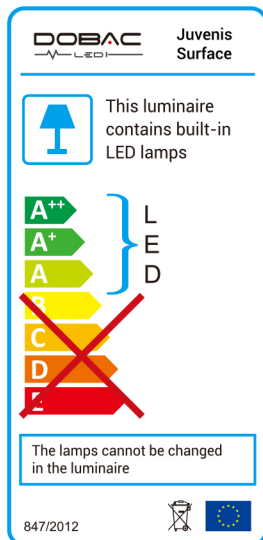
DIMENSIONS

size in mm



Purchase Code	Luminaire Power [W]	Luminaire Lumen [lm]	Color Temperature [K]	Beam Angle [°]	CRI [Ra]
6203.030.024.3000.90	30	2200	3000	24	>90
6203.030.030.3000.90	30	2100	3000	30	>90
6203.030.040.3000.90	30	2100	3000	40	>90

ERP LABEL



Sample image

Juvenis Surface

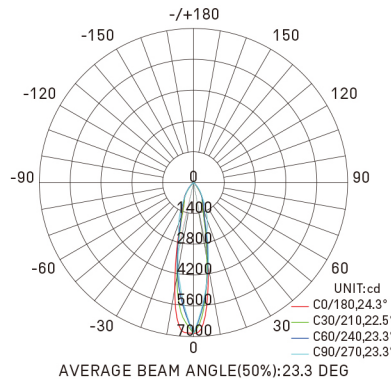


6203.030.024.3000.90


Packing Info

12pcs / ctn
 G.W. 10.80kg
 ctn size 460x350x255 mm

30W 24° 3000K CRI >90



Flux out:602.9 lm



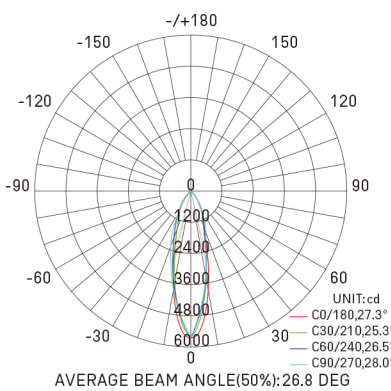
Note: The Curves indicate the illuminated area and the average illumination when the luminaire is at different distance.

6203.030.030.3000.90


Packing Info

12pcs / ctn
 G.W. 10.80kg
 ctn size 460x350x255 mm

30W 30° 3000K CRI >90



Flux out:694.9 lm



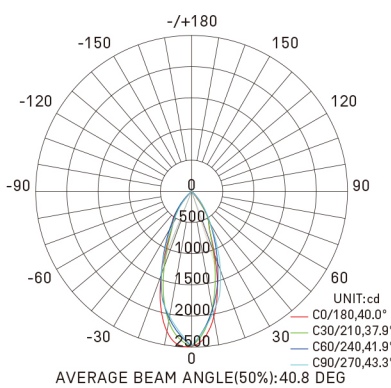
Note: The Curves indicate the illuminated area and the average illumination when the luminaire is at different distance.

6203.030.040.3000.90

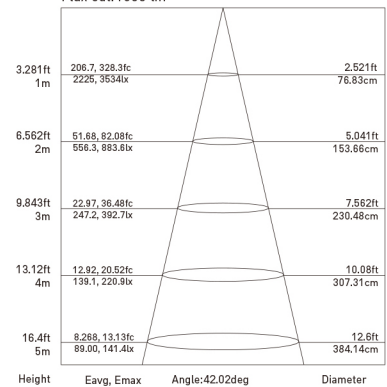
Packing Info

12pcs / ctn
 G.W. 10.80kg
 ctn size 460x350x255 mm

30W 40° 3000K CRI >90



Flux out:1085 lm



Note: The Curves indicate the illuminated area and the average illumination when the luminaire is at different distance.

Juvenis Surface



Juvenis FAMILY

Juvenis AC

Juvenis DC

Juvenis Surface

Juvenis Recessed

Juvenis AC



Juvenis AC



Juvenis DC



Juvenis DC



Juvenis DC



Juvenis Surface



Juvenis Surface



Juvenis Recessed



Juvenis Recessed

